



ONIGOE-mini

Manual

Ver. 1.1

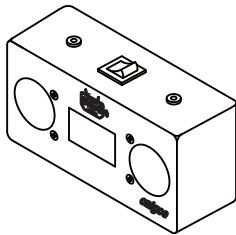
※The specification and manual of this product can be change without notice.

1. Precaution

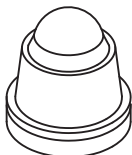
- Power source
Please use AA battery.
- Handling
Do not drop, shock or vibrate the device.
It may damage device.
- Dismantling
Do not dismantle the product. We will not be responsible on damage caused by dismantling the product.

2. Content of the box

○ Control box 1

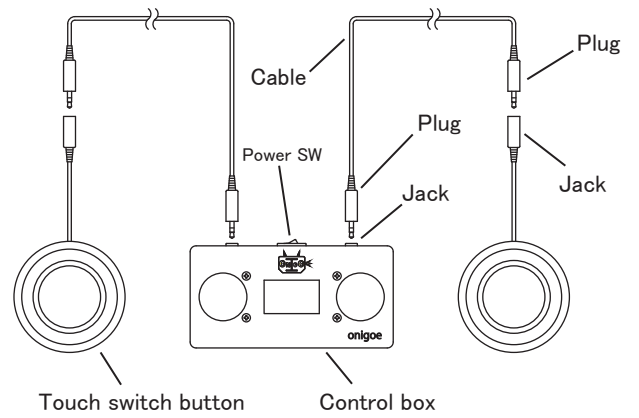


○ Touch switch button 2



○ Cable (2.5m) 2

3. Preparation (Connecting the parts)



Please connect as shown in the figure above.
Each plug Please insert to the last jack.

4. How to use

- Switch on
- All indicator lights will turn-on, touch 1 of the touch switch button to begin.
Training begin after 3 sec.
- Display -AVERAGE TIME
- Restart touch 1 of the touch switch button to begin Training.

5. Specification

- Power source 4 AA size battery
- Dimension

Control box	170X85X60mm
Touch switch button	93X93X92mm
- Weight

Control box	290g
Touch switch button	85g